

SWIF and hdswwif

August 11, 2015
Kei Moriya



SWIF

- Scientific Workflow Indefatigable Factotum
- Developed by Chris Larrieu in SciComp group larrieu@jlab.org
- <https://scicomp.jlab.org/docs/swif>
- Advantages:
 - ▶ Better control
 - Auger does not relate tape retrieval and jobs efficiently
 - Auger submission is slow (Java parsing XML)
 - Control over jobs in phases
 - ▶ Info on jobs
 - Success/problems
 - Resource usage

Using SWIF Directly

```
> swif create my_workflow
```

create workflow

swif command

```
> swif add-job -workflow my_workflow -project gluex -track reconstruction -cores 6 -disk 40g  
-ram 5g -time 8h -os centos65  
-input hd_rawdata_002333_000.evio mss:/mss/hallD/RunPeriod-2014-10/rawdata/Run002333/  
hd_rawdata_002333_000.evio  
-stdout /home/gxproj1/logfiles/stdout  
-stderr /home/gxproj1/logfiles/stderr  
-name my_job  
/home/gxproj1/script.sh TAGH_online 002333 000 6
```

swif options

script to execute with options

register job

```
> swif run my_workflow
```

run jobs: SWIF will dispatch jobs as it deems fit

```
> swif status my_workflow
```

check status

```
> swif status my_workflow -runs
```

check status for individual jobs

```
> swif cancel my_workflow -delete
```

cancel jobs, option -delete removes workflow

hdswif

- For most part just a wrapper around swif, but also
 - ▶ use config file to set up jobs more easily
 - ▶ organize SWIF output to check job status
- Check out from svn: <https://halldsvn.jlab.org/repos/trunk/scripts/monitoring/hdswif>
- Written in python, uses PyROOT (officially ROOT supported Python extention) for ROOT functionality (histograms, graphics, etc.)
- Offline monitoring code developed by Sean was heavily referenced for development, config file similar to Nathan's Julia scripts

How swif works

- Can run by typing swif in ifarm terminal
- Jobs are grouped into workflows, most natural to have separate workflows for different kinds of jobs

- Can get info with

```
> swif help
```

```
> swif help [command]
```

- List all workflows:

```
> swif list
```

- Show workflow status:

```
> swif status [workflow]
```

Setting Up hdswwif

- Check out source code: <https://halldsvn.jlab.org/repos/trunk/scripts/monitoring/hdswwif>
- Provide valid \$ROOTSYS compiled with PyROOT enabled, have \$ROOTSYS/bin in PATH, \$ROOTSYS/lib in LD_LIBRARY_PATH
- hdswwif will set **PYTHONPATH** to contain \$ROOTSYS/bin internally
- The officially supported ROOT builds on the JLab ifarm CentOS6.5
/group/halld/Software/builds/Linux_CentOS6-x86_64-gcc4.4.7/root/prod
has PyROOT enabled

Wrappers in hdswwif

- All of the following are equivalent:

swif command	hdswwif command	what it does
swif list	hdswwif.py list	Lists all workflows for user
swif create [workflow]	hdswwif.py create [workflow]	Create new workflow
swif status [workflow]	hdswwif.py status [workflow]	Show status of workflow
swif run [workflow]	hdswwif.py run [workflow]	Start submitting jobs
swif cancel [workflow]	hdswwif.py cancel [workflow]	Cancel running jobs

Commands wrapped for convenience, but calling swif directly is faster

Additions in hdswwif.py

hdswwif.py command	result
hdswwif.py fullstatus [workflow] [format]	Show status of all runs, equivalent to swif status [workflow] -runs -summary -display [format] [format] is one of simple, xml, json
hdswwif.py run [workflow] [njobs]	Run only [njobs], equivalent to swif run [workflow] -joblimit
hdswwif.py delete [workflow]	Stop all running jobs and delete workflow. Equivalent to swif cancel [workflow] -delete
hdswwif.py summary [workflow]	Create XML file for all jobs, and summary webpage of results based on this XML file

Adding Jobs

- In swif:

swif command

```
> swif add-job -workflow my_workflow -project gluex -track reconstruction -cores 6 -disk 40g  
-ram 5g -time 8h -os centos65  
-input hd_rawdata_002333_000.evio mss:/mss/halld/RunPeriod-2014-10/rawdata/Run002333/  
hd_rawdata_002333_000.evio  
-stdout /home/gxproj1/logfiles/stdout  
-stderr /home/gxproj1/logfiles/stderr  
-name my_job  
/home/gxproj1/script.sh TAGH_online 002333 000 6
```

swif options

script to execute with options

- In hdswhif:

```
> hdswhif.py add my_workflow -c myconfig.txt
```

all options handled with config file

Config File Example

- Included example input.config:

```
PROJECT          gluex
TRACK            reconstruction
OS              centos65

NCORES          2
DISK            40
RAM            5
TIMELIMIT      8

JOBNAMEBASE     myjobs
RUNPERIOD       2015-03
VERSION         99
OUTPUT_TOPDIR   /volatile/halld/test/RunPeriod-[RUNPERIOD]/ver[VERSION]
SCRIPTFILE      /home/gxproj5/halld/hdswif/script.sh
ENVFILE         /home/gxproj5/halld/hdswif/setup_jlab-2015-03.csh
```

Example of other variables included in variable.

Must specify full path

- These will overwrite defaults - safer to specify them in config file

Config File Variables

- Variables should be obvious for the most part
- RUNPERIOD is used to look for file in /mss/halld/RunPeriod-[RUNPERIOD]/rawdata/ for evio data files
- VERSION is a variable for offline monitoring - do not need to use
- Config variables can depend on each other:

```
OUTPUT_TOPDIR          /volatile/halld/test/RunPeriod-[RUNPERIOD]/ver[VERSION]
```

- Replacements will be made (do not put in cyclic dependencies)

User Tags

- To easily access information about jobs, SWIF allows user-defined tags
- Specify with `-tag [tag name] [tag value]` when using SWIF
- `hdswif` gives each job tags `user_run` and `user_file` for the run and file specified for parsing output

Specifying Runs/Files

- Specify runs, files with `-r [RUN]` and `-f [FILE]`
- If option `-r` is not specified, will run over ALL runs in RUNPERIOD
- Same for files
- Can use UNIX-style wildcards

```
> hdsrif.py add my_workflow
```

Run over all runs, files in RUNPERIOD

```
> hdsrif.py add my_workflow -r 3185
```

Run over all files in run 003185

```
> hdsrif.py add my_workflow -r 3185 -f 1
```

Run over file 001 in run 003185

```
> hdsrif.py add my_workflow -r '318[05]' -f '01[0-9]'
```

Run over files 010-019 in run 003180, 003185

Re-Submitting Jobs

- In swif:

swif command

modification

problem type

```
> swif modify-jobs -workflow my_workflow -ram add 2gb -problems AUGER-OVER_RLIMIT
```

- In hdswhif:

```
> hdswhif.py resubmit my_workflow 3
```

Additional option for adding memory
(+2GB is default)

Currently only supports AUGER-OVER_RLIMIT, can add more resolutions to different types of problems as they show up

Job Summary

- In hdswwif:

```
> hdswwif.py summary my_workflow
```

- Creates html page summary_swif_output_[workflow].html

Note:
Need CSS file mystyle.css for
html formatting, included in svn

summary of jobs

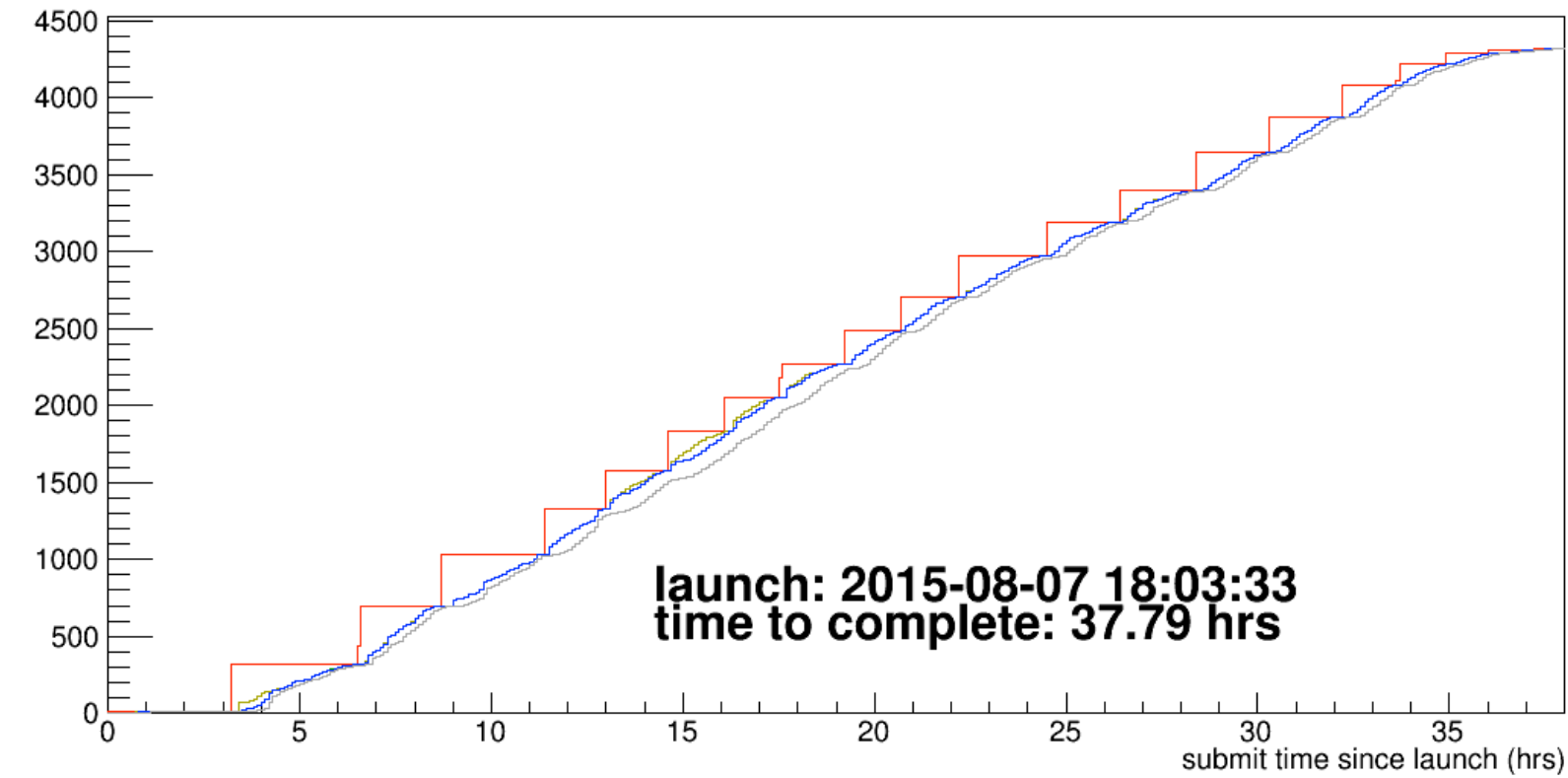
offline_monitoring_RunPeriod2015_03_ver11_hd_rawdata						
Status						
Info retrieved: 2015-08-10 07:30:19.0						
Job Limit: 0						
Total attempts: 4314						
Undispatched	Dispatched	Succeeded	Failed	Problems	Canceled	Total
0	0	4237	0	77	0	4314
Auger Status						
Dependency	Pending	Staging In	Active	Staging Out	Finishing	Dispatched Total
0	0	0	0	0	0	0

results

active jobs

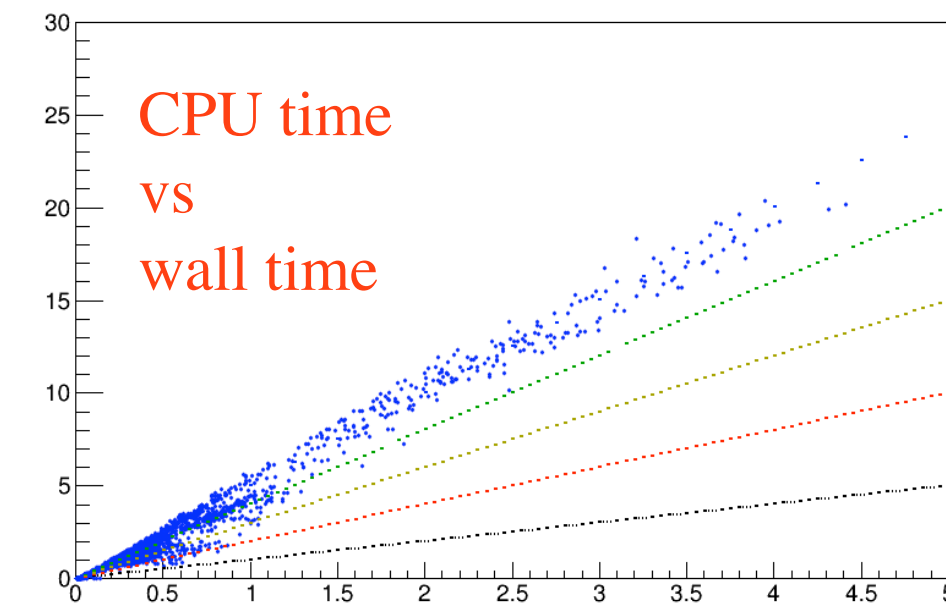
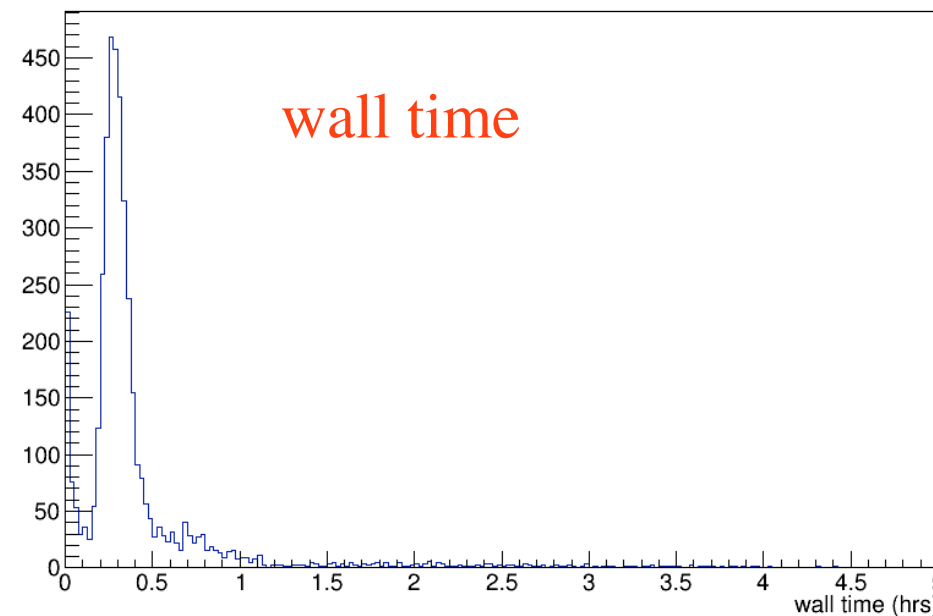
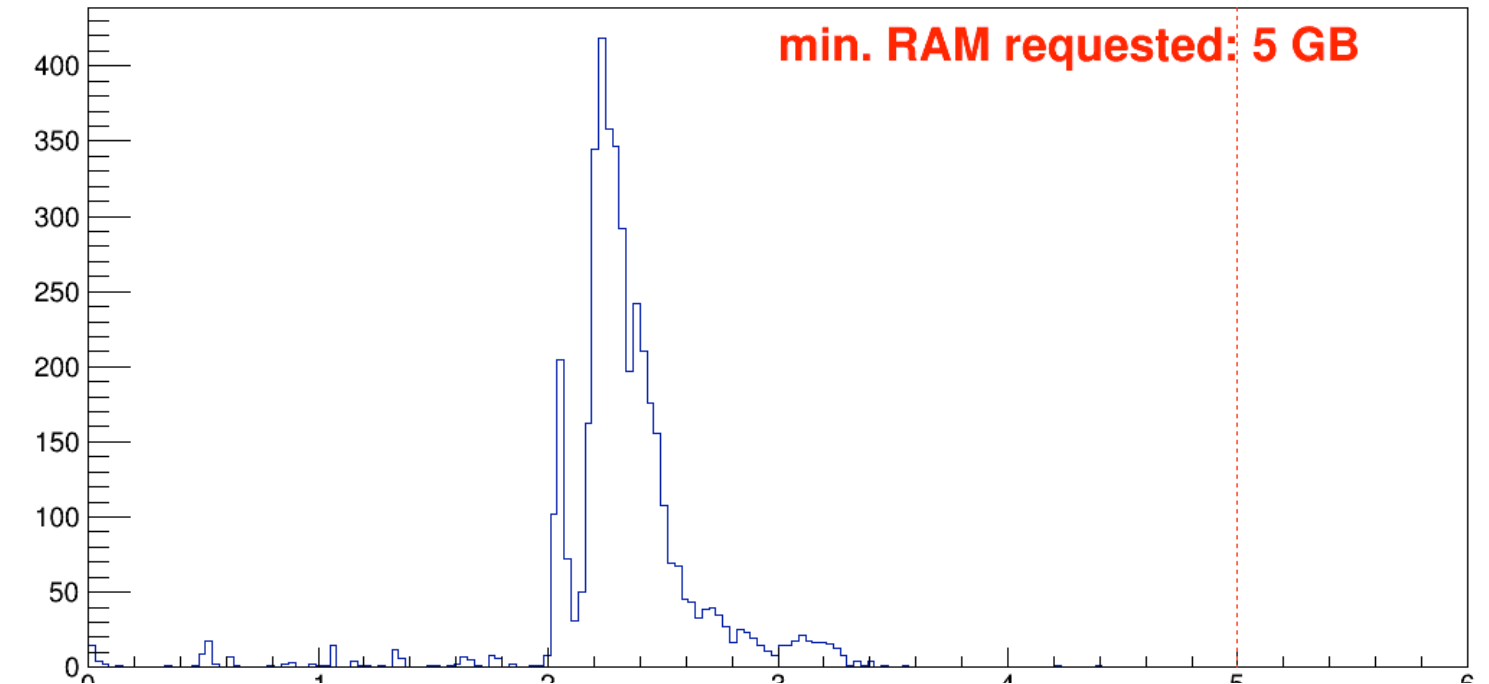
Job Summary Figures

- All included in same generated webpage



of jobs reaching each stage of processing against time

RAM usage



hdswif Cheatsheet

hdswif command	what it does
hdswif.py create [workflow]	Create workflow
hdswif.py status [workflow] (format)	Check status
hdswif.py add [workflow] -c (config file) -r (runs) -f (files)	Add jobs to workflow
hdswif.py run [workflow]	Run workflow
hdswif.py run [workflow] (n)	Only run n jobs
hdswif.py resubmit [workflow] (n)	Resubmit jobs with nGB of additional RAM
hdswif.py cancel [workflow]	Cancel all dispatched jobs
hdswif.py delete [workflow]	Delete workflow

TO DO

- Working with Chris on quicker batch submission
- Better control of resubmitting failed jobs
- Freeze option to stop modifications to workflow
- Questions, comments, requests are very welcome