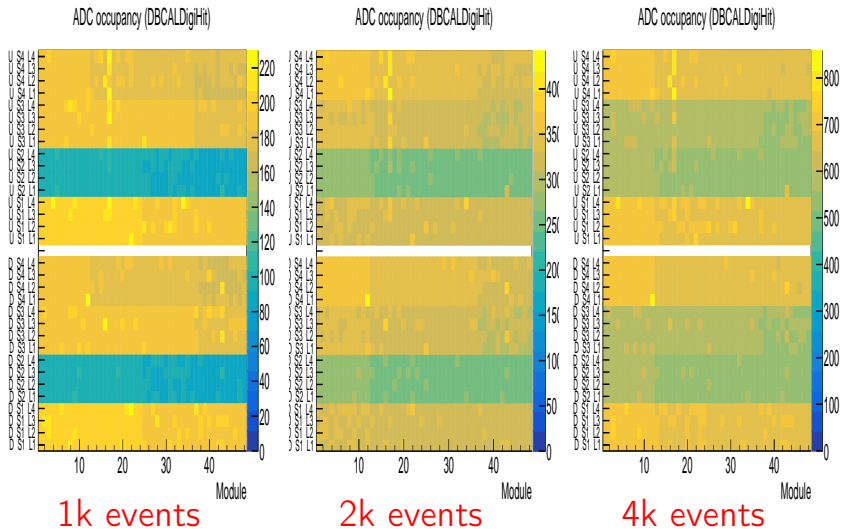


BCAL LED Online

- ▶ Using trigger to identify LED events.
- ▶ Identify pulsing sector to avoid optical cross talk.
- ▶ Plotting ΔT (down-up) to monitor 4ns offsets.
- ▶ Next Step: test with ROOTSpy.

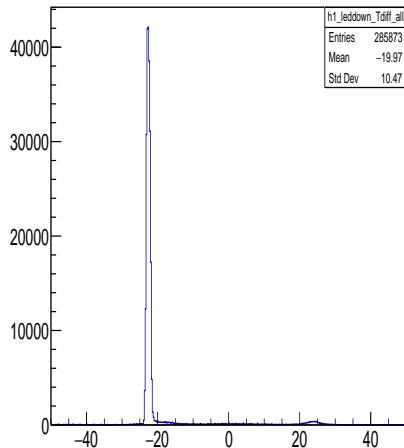
ADC Occupancy

Example plots from run 11436.



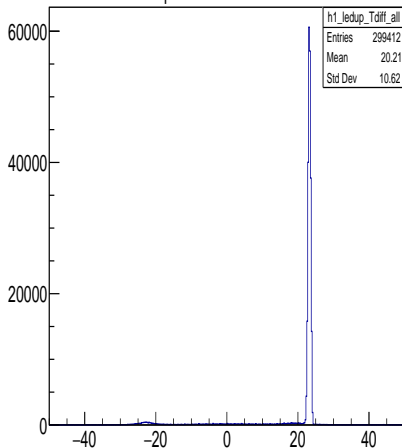
Example plots from run 11436.

LED down - Tdiff all channels



Downstream pulser

LED up - Tdiff all channels



Upstream pulser