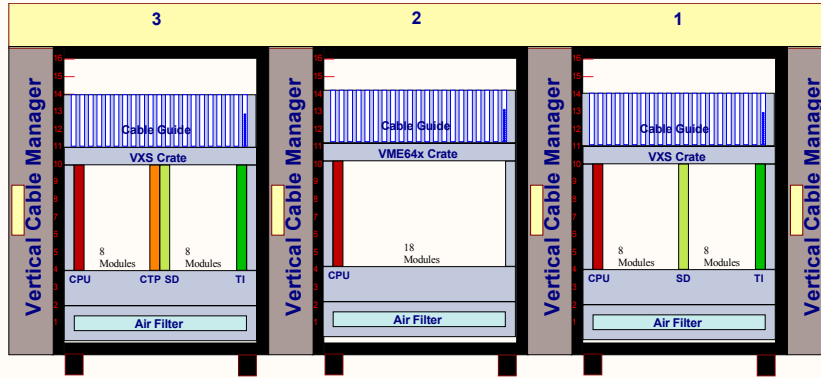


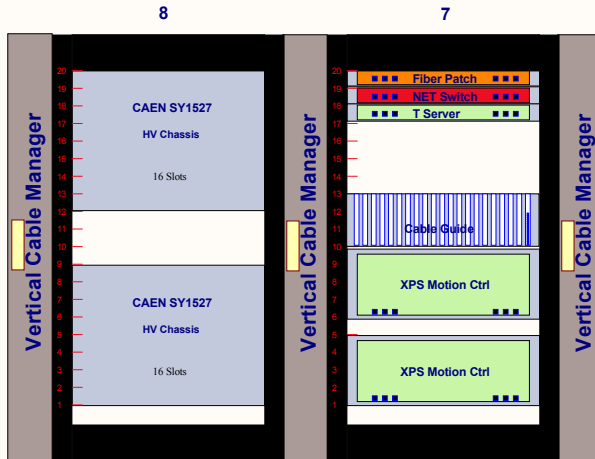
Location: T1
Sub-System: TAGM, TAGH

NORTH

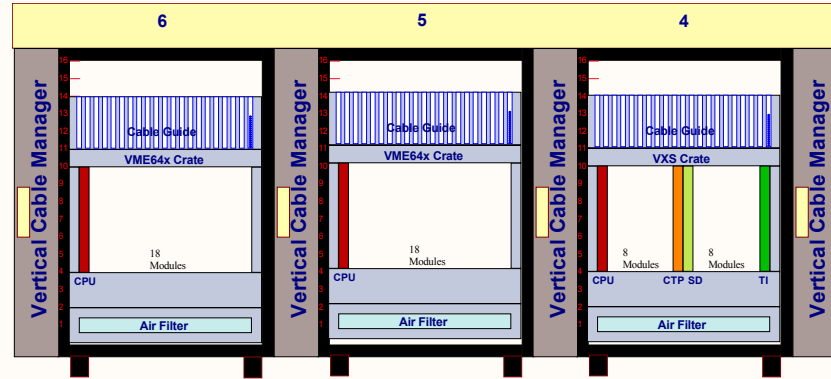


Sub-System: TAGH TAGH TAGM/TAGH
 Function: 15 fADC250 15 DISC 12 F1TDC

SOUTH



Sub-System: TAGH TAG
 Function: 5 HV (10 Slots), ea Controls



Sub-System: TAG TAGM TAGM
 Function: Controls 8 DISC 8 fADC250

Note 1: Crate/Chassis Numenclature: Platform/Location-Rack-Position (e.g., T1-1-TOP).

Note 2: An equal and corresponding number of Vertical Cable Managers are intalled on the rear of the racks.
 Numenclature: Type-Platform/Location-Rack-Front/Rear-A/B
 (e.g., VCM-T1-1-F-A and VCM-T1-1-R-A, etc.)

Front View

CONFIDENTIAL INFORMATION The information in this document shall not be disclosed, copied nor disseminated unless authorized by the authors.		Jefferson Lab	
Drawn: *	Date: 11/10/2013	Title: *	
Checked: *	Date: *	Title2: *	
Approved: *	Engineer: *	Size: C	Revision: *
File: C:\Users\barbosa\ALTR\M3Hall_DT1_2_SchDoc		Sheet: *	of: *